

# Market Conduct Annual Statement Scorecard

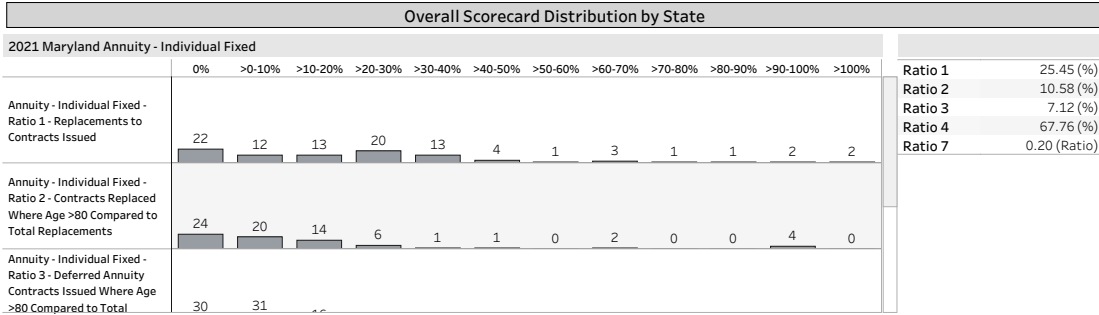
Year  
2021

Select a State  
Maryland

Select a Line of Business  
Annuity - Individual Fixed

[Click here to view MCAS Contacts](#)

Please note that ratios where there were 3 or less companies reporting or where there was not enough information to calculate a ratio will not display below.  
Also note, Florida Homeowners ratios do not include Citizens Property Insurance Corporation.



### Single Ratio View for Selected Ratio

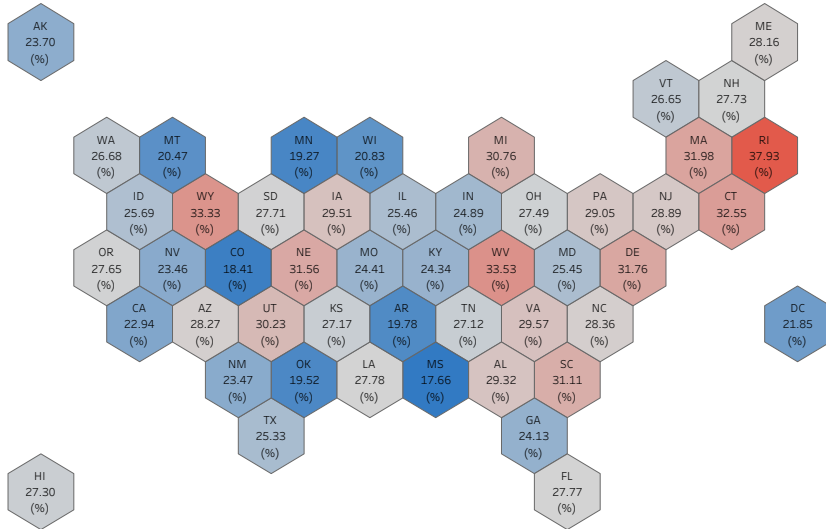
Select a Ratio (Scroll for more)

- Annuity - Individual Fixed - Ratio 1 - Replacements to Contracts Issued
- Annuity - Individual Fixed - Ratio 2 - Contracts Replaced Where Age >80 Compared to Total Replacements
- Annuity - Individual Fixed - Ratio 3 - Deferred Annuity Contracts Issued Where Age >80 Compared to Total Deferred Annuities Issued
- Annuity - Individual Fixed - Ratio 4 - Contracts Surrendered Through 10 Year from Issue to Total Surrenders
- Annuity - Individual Fixed - Ratio 7 - Complaints Received Directly from Consumers per 1,000 Policies in Force

You may view this as a map or a bar chart. Select your desired view below.

If it appears blank below, please select a ratio above.

Map



# Market Conduct Annual Statement Scorecard

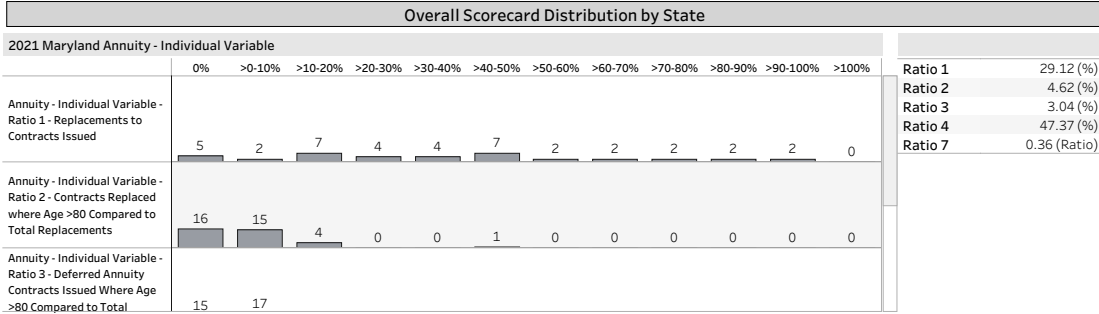
Year  
2021

Select a State  
Maryland

Select a Line of Business  
Annuity - Individual Variable

[Click here to view MCAS Contacts](#)

Please note that ratios where there were 3 or less companies reporting or where there was not enough information to calculate a ratio will not display below.  
Also note, Florida Homeowners ratios do not include Citizens Property Insurance Corporation.



## Single Ratio View for Selected Ratio

- Select a Ratio (Scroll for more)
- Annuity - Individual Variable - Ratio 1 - Replacements to Contracts Issued
  - Annuity - Individual Variable - Ratio 2 - Contracts Replaced where Age >80 Compared to Total Replacements
  - Annuity - Individual Variable - Ratio 3 - Deferred Annuity Contracts Issued Where Age >80 Compared to Total Deferred Annuities Issued
  - Annuity - Individual Variable - Ratio 4 - Contracts Surrendered Through 10 Year from Issue to Total Surrenders
  - Annuity - Individual Variable - Ratio 7 - Complaints Received Directly from Consumers per 1,000 Policies in Force

You may view this as a map or a bar chart. Select your desired view below.  
If it appears blank below, please select a ratio above.  
[Map](#)

Users of the MCAS Scorecard data should be aware of the following: (1) Only companies that meet the Market Conduct Annual Statement (MCAS) reporting threshold are required to submit MCAS data. (2) Reporting companies may revise their reported data when errors are discovered. Consequently, statewide ratios reported for one year may change as revised data are submitted by reporting companies. (3) While the jurisdictions that participate in the MCAS and the NAIC make every effort to ensure that reporting companies submit complete and accurate data, the NAIC and the jurisdictions that participate in the MCAS make no representations, guarantees or warranties with respect to the accuracy or completeness of the data and statistics in scorecards. (4) The NAIC and the jurisdictions participating in the MCAS are not responsible for any calculations or products based upon the scorecard data and any use of these scorecard data must be accompanied by a statement, "The NAIC and individual states do not endorse any calculation or subsequent use of the MCAS scorecard data."